

### SHOWER CUBICLES & PRIVACY SCREENS

#### Toilet Partitions

Scan for information



Scan for information



### PRODUCT OVERVIEW

This visually appealing premium collection is ideal for the most aesthetically demanding applications in either wet or dry areas. Made using compact laminate board, all styles have doors and frontals with rebated closure, ensuring zero sightlines and guaranteeing privacy. Crisp design lines, bold hardware options and superior functionality make the Tranquility collection the perfect choice for high-profile settings.

Shower cubicle and privacy screen options available.

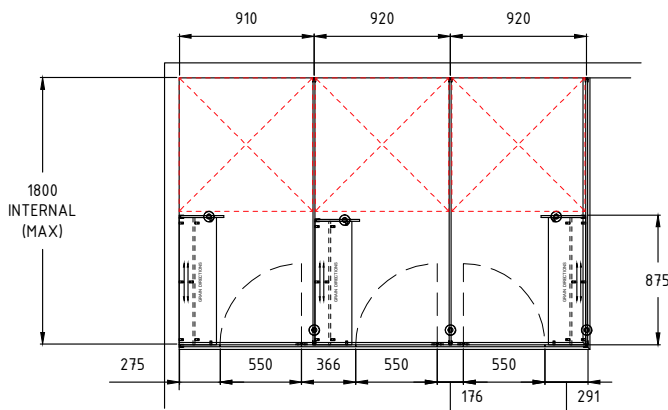
### KEY FEATURES & SPECIFICATIONS

- Shower Cubicle Door, Divider Panel, Nibs & Frontals: Compact Laminate, 13mm.
- Shower Cubicle Headrail: Clear anodised aluminium or powder coated black.
- Hardware: Consists of; gravity hinges, indicator, bolt, staple and coat hook. Available in Satin Chrome or Matte Black (full sets only).
- Zero Sightlines: All styles have doors and frontals with rebated closure, ensuring zero sightlines and guaranteeing privacy.
- Colours: Selected from the ASI JD MacDonalD Compact Laminate Colour Selection Guide.
- Application: Suitable for high traffic wet and dry areas, including showers.

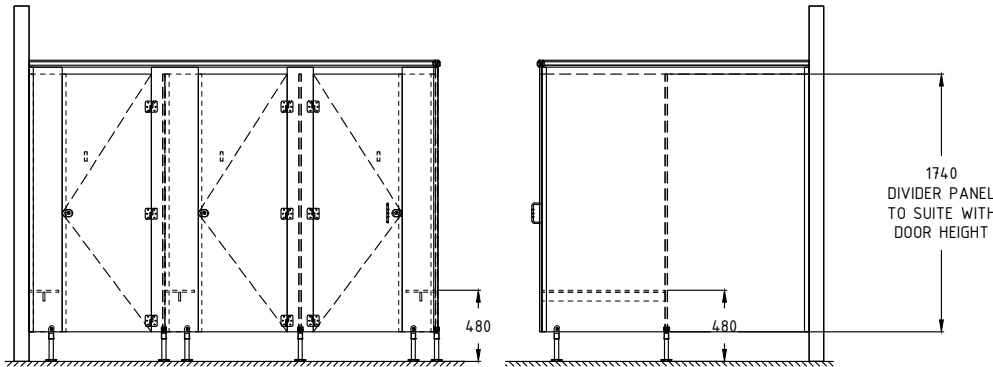
### TECHNICAL INFORMATION / PRODUCT PROPERTIES

Property	Value
Dimensions	Shower Sizes: Vary. Standard Sizes For Privacy Screens: Depth 600mm. Height 1800mm.
Construction	Compact laminate - 13mm Aluminium mountings Diecast zinc fixings
Mounting	Floor Mounted

### TYPICAL DRAWING

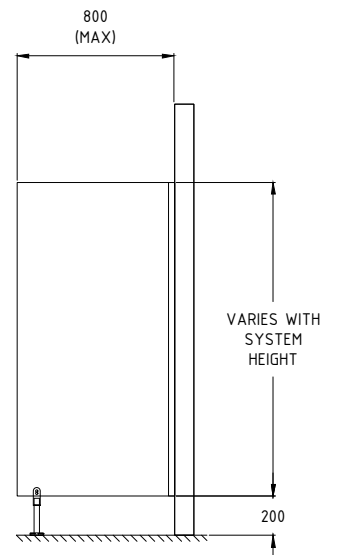
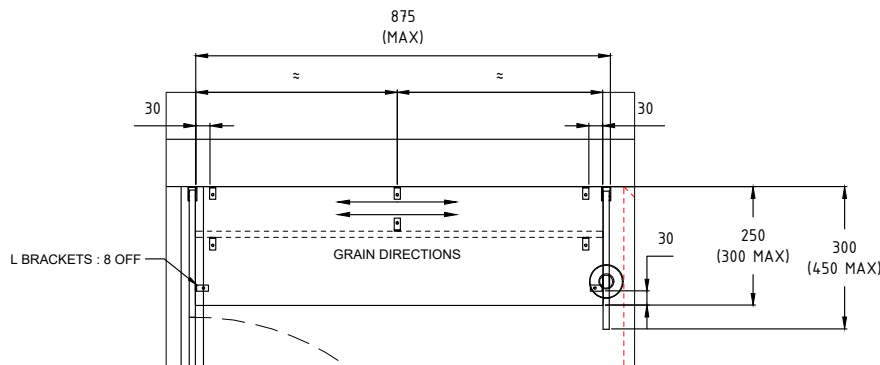


PARTITION LAYOUT



PARTITION FRONT ELEVATION

PARTITION SIDE ELEVATION



URINAL SCREEN SIDE ELEVATION

### WARRANTY

ASI Compact Laminate Board, 15 years. Other Brand Compact Laminate Board, 10 years. Door Hardware, 1 year.