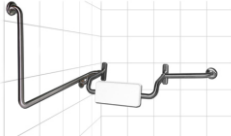





## EXAMPLE LAYOUT

Product Name	Product Code	Finish/Description	Image	AS1428.1 Information for product specifications
<b>Grab Rail &amp; Back Rest for Exposed Cisterns</b>	<b>GRE07 PBR35A GRE300</b>	<b>Finish:</b> Satin stainless steel <b>Description:</b> Adjustable backrest with Toilet Grab Rail. <b>Size:</b> 600V x 950H mm - 90 degree sloping arm.  *For exposed cisterns only*		<b>Refer to AS1428.1 section(s) 15.2.4 &amp; 15.2.7</b> All ASI JD MacDonalD accessible compliant products when installed must be in accordance with AS1428 to ensure the specified product is complying with all washroom requirements.
<b>Grab Rail &amp; Back Rest for Exposed Cisterns</b>	<b>GRE08 PBR35A GRE300</b>	<b>Finish:</b> Satin stainless steel <b>Description:</b> Adjustable backrest with Toilet Grab Rail. <b>Size:</b> 700V x 880H mm - 40 degree sloping arm.  *For exposed cisterns only*		<b>Refer to AS1428.1 section(s) 15.2.4 &amp; 15.2.7</b> All ASI JD MacDonalD accessible compliant products when installed must be in accordance with AS1428 to ensure the specified product is complying with all washroom requirements.
<b>Toilet Roll Holder</b>	<b>10-7305-S</b>	<b>Finish:</b> 304 grade stainless steel with satin finish & chrome-plated roller <b>Description:</b> Single toilet roll holder		<b>Refer to AS1428.1 section(s) 15.2.6</b> All ASI JD MacDonalD accessible compliant products when installed must be in accordance with AS1428 to ensure the specified product is complying with all washroom requirements.
<b>Paper Towel &amp; Waste Bin</b>	<b>10-0462-AD</b>	<b>Finish:</b> 304 grade stainless steel with a satin finish <b>Description:</b> Recessed paper towel dispenser & waste bin, 7.6L capacity. <b>Size:</b> 711 x 362 x 108mm		<b>Refer to AS1428.1 section(s) 15.4.2 &amp; 15.4.3</b> All ASI JD MacDonalD accessible compliant products when installed must be in accordance with AS1428 to ensure the specified product is complying with all washroom requirements.