




10-0661-2



10-0661-T

WARRANTY

Two years for the cabinet and soap dispenser and 5 years for the hand dryer* (*first year parts & labour, remaining 4 years parts only). Please refer to our website to view our full warranty statement: www.asijdmacdonald.com.au

 All ASI JD MacDonald disabled compliant products when installed must be in accordance with AS1428 to ensure the specified product is complying with all washroom specification requirements.

ASI JD MacDonald reserves the right to, and does from time to time, make changes and improvements in design and dimensions. The photographs and line drawings of the products in this flyer are representational only. All dimensions are in millimetres unless otherwise stated.

SPECIFICATION

Velare™ BTM System (Liquid) - cabinet has tumbler lock and key locking compartment that prevents unauthorized access and removal. Full width 4.8mm diameter concealed piano hinge for mirror door is hung with SS rivets. Mirror door is 6mm thick frameless tempered glass with pencil edges and eased corners with SS sheet intermediate stiffener and SS back plate with integral welded support mounts, hinge and lock keeper. Mirror door has backlit legends and icons powered by AC Adapters to indicate functions provided from bottom panel of module per model definition:

- **10-0661-2** has "AIR" and "SOAP" icons: Hands-Free Liquid Soap Dispenser & 208-240V Automatic Dryer Model № 10-0196-2 with HEPA filter
- **10-0661-T** has "TOWEL" and "SOAP" icons: Hands-Free Liquid Soap Dispenser & Towel Dispenser for C-Fold and Multi-Fold (Z-Fold) towels (with MFTA-2 included)

Support for mirror door is provided by twin damped gas springs to assist opening from 15° to 90° with soft-stop cushion at full open and when lowering to full closed position for locking. A welded on D-ring is provided inside door to allow attachment of a grip strap (optional, by others, see open views page 3). This can assist service individuals with height challenged reach range to pull down door after refilling or other service inside cabinet. Cabinet is 14, 16, 18, 20 and 22 ga 304 SS with Satin Finish on all exposed surfaces and has no exposed construction tabs or flaps, welding or fasteners. Adapter included (p/n MFTA-2) converts C-fold operation to accommodate Z-fold or Multi-Fold towels. Paper towels up to capacity limit of 500 towels are front loaded into chute when mirror door is open and require no additional key for access. High-speed dryer dries hands in less than 15 seconds. HEPA filter requires periodic replacement when mirror door is open and requires key provided with dryer unit for access. Soap dispenser draws from 1.5L tank to provide approximately 1,250 uses between required periodic access for tank refill when mirror door is open and requires no additional key for access. Modules operate on 100 – 240 VAC provided to quad outlet (double-duplex) (or duplex outlet for 0661-T) (by others) concealed behind cabinet into which standard appliance power cord and AC adapters are plugged at installation. Matching filler modules (FM) are available for additional faucet spacing. Installation Guide and Dryer Owner Manual are provided with unit.

INSTALLATION

Mount unit on wall using twelve (12) № 12 self-threading, pan-head screws (by others) through two (2) concealed mounting plates into appropriate anchoring and wall reinforcements and hang unit on hooks on mounting plates. Install two (2) №12 self-threading locking screws (by others) into appropriate anchoring to prevent unit from being lifted off hanger hooks. Suggested mounting height is to position bottom of module 406 to 508mm above vanity top. See complete Installation Guide before starting installation.

OPERATION


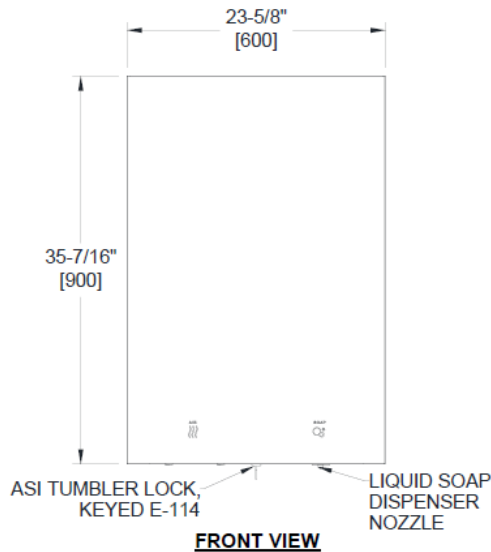
Towels are self-feeding until supply is depleted from manually loaded stack. Towel stack is replenished on cycle determined by maintenance needs. Use MFTA-2 with Z-Fold (Multi-Fold) towels, placed in towel chute with rounded lips down. Remove MFTA-2 when using C-Fold towels and store inside cabinet next to towel chute. Hand dryer operates automatically when hands or objects are placed within sensor zone. HEPA filter is changed on cycle determined by maintenance needs for models with hand dryer. Liquid soap with a pH in range 7±1.5 and viscosity range 100~3000 cP (mPa*s) is refilled into tank on cycles determined by maintenance needs. Locked compartment prevents unauthorized access or removal. See Owner Manuals for complete details of operation.

SOAP REQUIREMENTS

Proper usage of this dispenser requires, that only soap within the following range for viscosity and pH may be used:

- Viscosity Range (mPa*s or cP): 100 – 3000
- pH Range: 5.5 ~ 8.5

Velare™ Behind The Mirror (BTM) System - Liquid shall be Model №. 10-0661-X (replace -X with -2 for Hand Dryer or -T for Paper Towel Dispenser) as supplied by ASI JD MacDonald.



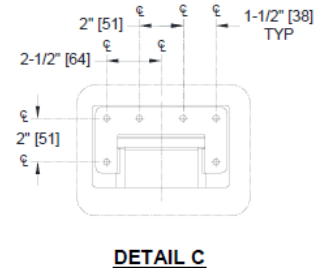
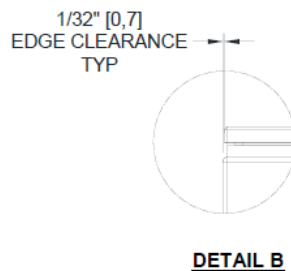
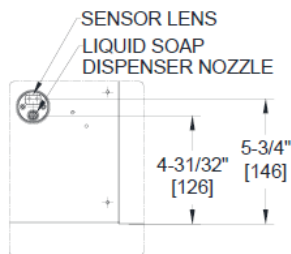
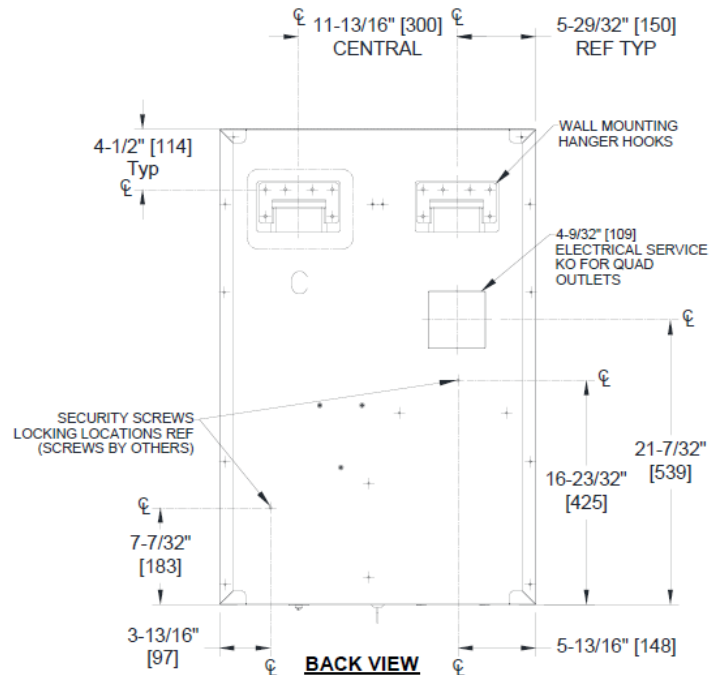
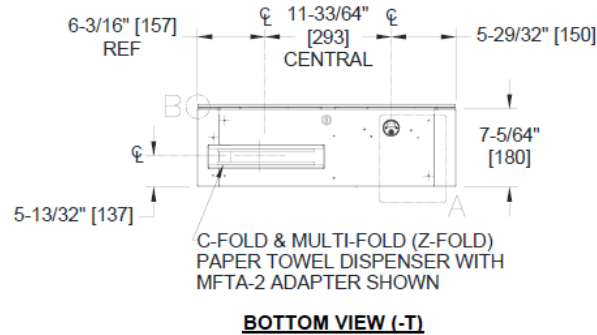
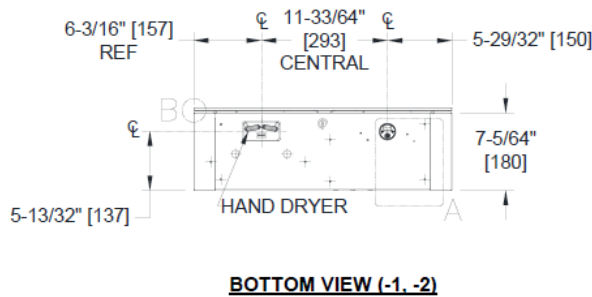
NOTE:
 ALL DIM'S INCH [MM]
 ILLUSTRATION FOR REF ONLY AND NTS
 FOR CLEANING INSTRUCTIONS SEE APPROPRIATE
 SECTIONS IN PRODUCT CARE & MAINTENANCE
 BULLETIN (PCM) ON ASI WEBSITE



**ISOMETRIC VIEW
 (-1, -2)**



**ISOMETRIC VIEW
 (-T)**



WIRING CONNECTIONS NOT ALL SHOWN FOR ENHANCED CLARITY

