



SPECIFICATION

Velare™ BTM Surface Mounted Filler Module mirror is 6 thick frameless tempered glass with pencil edges and eased corners adhered to back plate with integral welded support mounts. Cabinet is 14, 16, 18, 20 and 22 gage 304 Stainless Steel with Satin Finish on all exposed surfaces and has no exposed construction tabs, flaps, welding or fasteners. Mirror and cabinet are rigidly fixed when installed properly. Installation Guide (IG) is provided with unit.

INSTALLATION

Mount cabinet on wall using six (6) № 12 self-threading, pan-head screws (by others) through one (1) concealed mounting plate into appropriate anchoring and wall reinforcement and hang unit on hooks on mounting plate. Install two (2) №12 self-threading locking screws (by others) into appropriate anchoring to prevent unit from being lifted off hanger hooks. Position mirror in front of cabinet and insert top and bottom rear tabs into receiver-slots. Secure mirror with two (2) № 10-32 x 3/4" Pan Head screws (provided) to the bottom mirror mounting brackets through the bottom access holes by engaging and securing to threaded inserts provided on bottom mirror rear mounting tabs. Cover the screw access holes using the two (2) black plastic hole caps (supplied). Suggested mounting height is to position bottom of module 406mm to 508mm above vanity top so bottom aligns with Model №'s 0661-X or 0663-X on either side of Filler Module. See complete IG before starting installation. For mounting height standards refer to current Building Code of Australia for able bodied and/or disabled use.


OPERATION

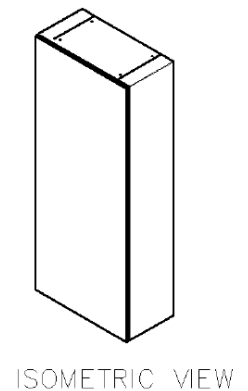
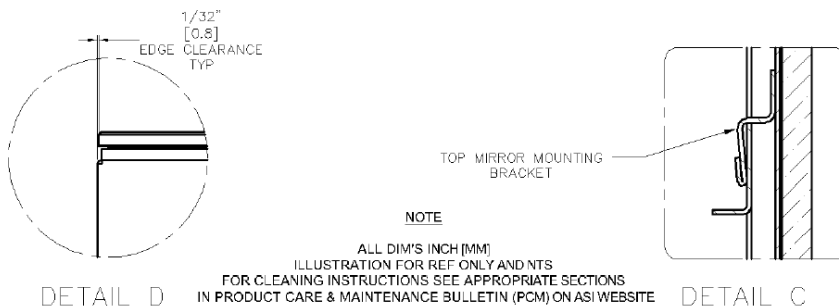
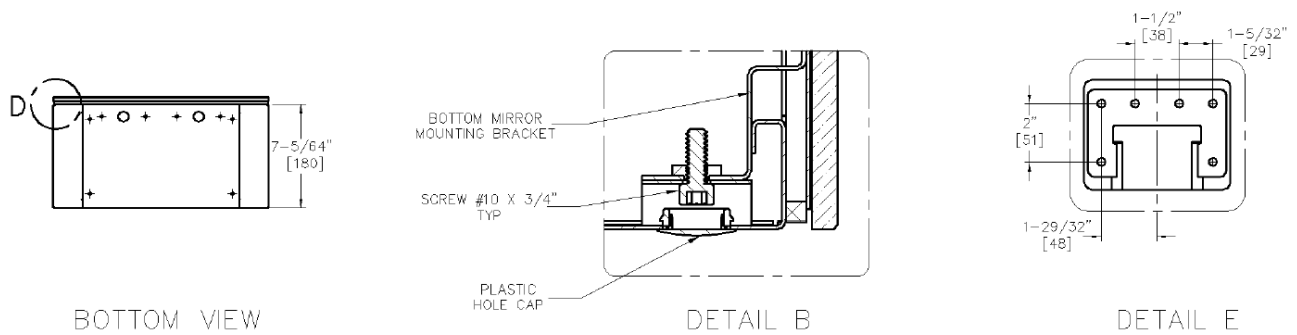
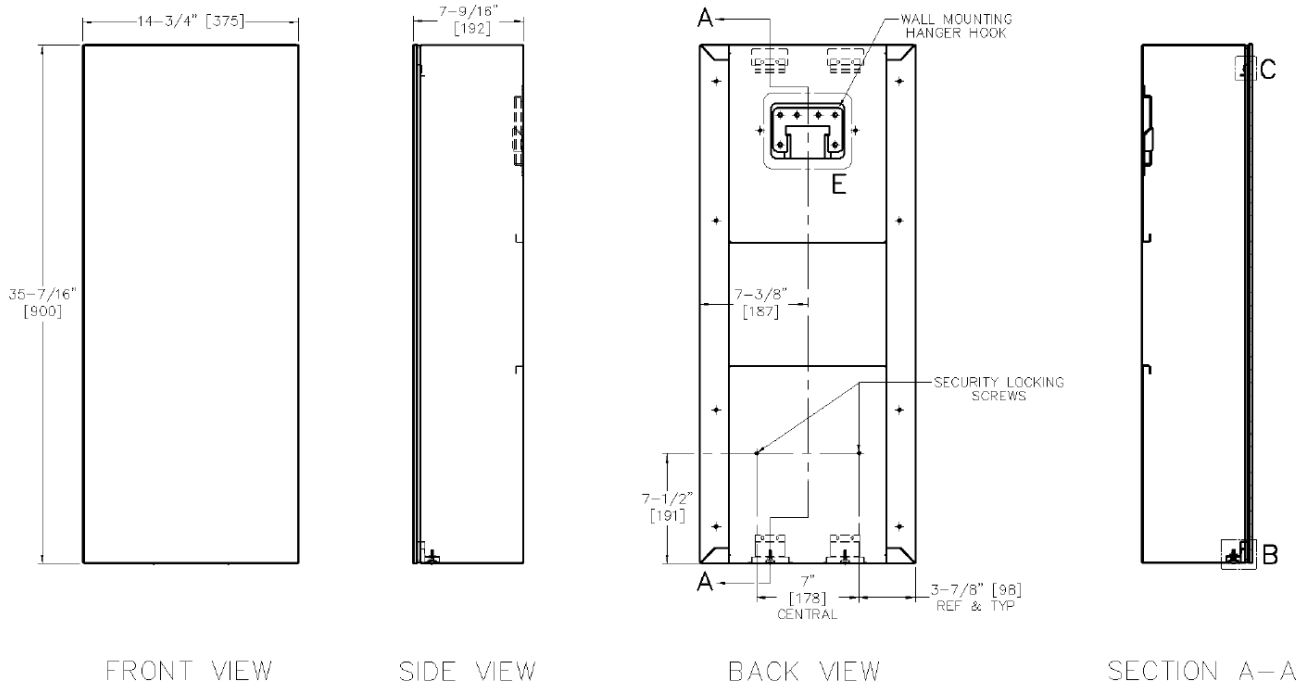
Mirror provides fixed spacing between modules with uniform appearance. Mounting frame cabinet provides closed bottom and top for a hygienic installation continuous with modules to either side.

WARRANTY

Two years. Please refer to our website to view our full warranty statement: www.asijdmacdonald.com.au

Velare™ Behind The Mirror (BTM) Filler Module shall be Model No. 10-0661-FM-14 as supplied by ASI JD MacDonald.

 All ASI JD MacDonald disabled compliant products when installed must be in accordance with AS1428 to ensure the specified product is complying with all washroom specification requirements.



NOTE
 ALL DIM'S INCH (MM)
 ILLUSTRATION FOR REF ONLY AND NTS
 FOR CLEANING INSTRUCTIONS SEE APPROPRIATE SECTIONS
 IN PRODUCT CARE & MAINTENANCE BULLETIN (PCM) ON ASI WEBSITE

ASI JD MacDonald reserves the right to, and does from time to time, make changes and improvements in design and dimensions. The photographs and line drawings of the products in this flyer are representational only. All dimensions are in millimetres unless otherwise stated.